

R454b Refrigerant

SUBMITTAL DATA SHEET



Series Name: EP Xtreme Heat Series
Model Number: MSEHU-H24B-2A/MO1HS-H24B-2A

High Wall Heat Pump System

Location:	Approval:
Engineer:	Date:
Submitted to:	Construction:
Submitted by:	Unit #:
Reference:	Drawing #:



INDOOR SPECIFICATION

Indoor Air Flow (Turbo/H/M/L/Si) (CFM)	812 / 618 / 412 / 318 / 318	
Indoor Noise Level (Turbo/H/M/L/Si) (dBA)	55 / 44 / 39 / 27 / 16	
Dimension (WxDxH)	inch	44-7/8 x 10-7/8 x 14-1/2
	mm	1140 x 275 x 370
Package (WxDxH)	inch	50-3/8 x 14-1/8 x 17-7/8
	mm	1280 x 360 x 455
Net/Gross Weight	lbs	44 / 56
	kg	19.8 / 25.2

OUTDOOR SPECIFICATION

Compressor Type	ROTARY	
Compressor Model	KTM240D46UKT2	
Refrigerant	R454B	
Refrigerant Oil Charge(mL)	620	
Refrigerant Oil	VG74	
Outdoor Air Flow (Max) (CFM)	2,235	
Outdoor Noise Level (dBA)	61.5	
Dimension (WxDxH)	inch	37-1/4 x 16-1/8 x 31-7/8
	mm	946 x 410 x 810
Package (WxDxH)	inch	42-7/8 x 19-5/8 x 34-7/8
	mm	1090 x 500 x 885
Net/Gross Weight	lbs	130/141
	kg	59.1/64.1

EFFICIENCY

Cooling		Heating	
SEER2	21	HSPF2-4	13.5
EER2	13.0	COP	3.42

PERFORMANCE of Cooling

Cooling (Btu/hr)	
Rated Capacity	24,000
Min/Max Capacity	12,600~27,900
Moisture Removal(L/h)	2.7
Standard Operating Range(*F/*C)	-22~122 (-30 ~ 50)
Conditions:	Indoor: 80°F DB/67°F WB Outdoor: 95°F DB/75°F WB

PERFORMANCE of Heating

Heating (Btu/hr)	
1. @ 47°F Rated	29,000
1. @ 47°F Min/Max Capacity	11,800~29,700
2. @ 17°F Rated	21,000
3. @ 5°F Rated: Capacity / COP	24,200 / 2.34
3. @ 5°F Max: Capacity	24,200
Standard Operating Range(*F/*C)	-22~75 (-30 ~ 24)
1. Conditions:	Indoor: 70°F DB/60°F WB Outdoor: 47°F DB/43°F WB
2. Conditions:	Indoor: 70°F DB/60°F WB Outdoor: 17°F DB/15°F WB
3. Conditions:	Indoor: 70°F DB/60°F WB Outdoor: 5°F DB/5°F WB

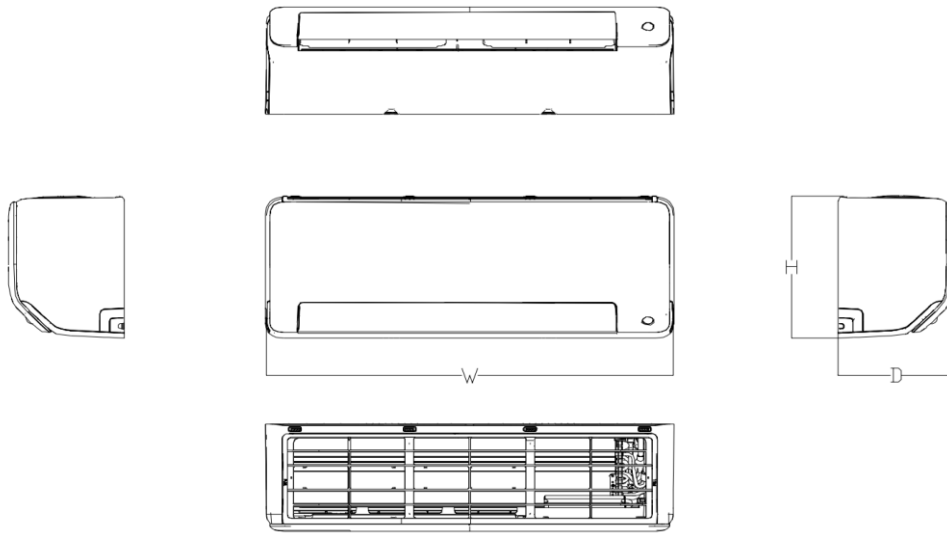
ELECTRICAL

Power Supply	208 / 230V,60Hz,1Ph
System MCA	24.9
Connection Wiring	AWG 14/4
System MOCP	25.0
Compressor RLA	15.0
Outdoor Fan Motor RLA	1.3
Outdoor Fan Motor W	120
Indoor Fan Motor RLA	1.3
Indoor Fan Motor W	58
System Power Input @ Cooling (W)	1,846 (940 ~ 2,280)
System Power Input @ Heating (W)	2,485 (675 ~2,570)
MCA: Min. circuit amps (A)	MOCP: Max. over current protection (A)
RLA: Rated load amps (A)	W: Fan motor rated output (W)

PIPING

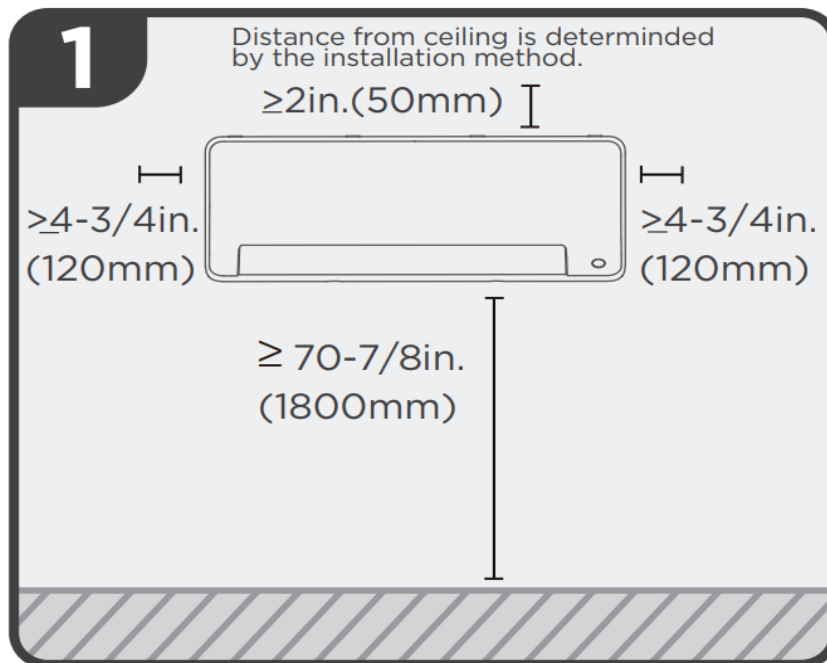
Throttle type(Indoor)	N/A
Throttle type(Outdoor)	EXV+Throttle valve
Liquid Size	3/8" (9.52mm)
Gas Size	5/8" (15.9mm)
Max. Piping Length(ft/m)	164 (50)
Max. Height Difference(ft/m)	82 (25)
Max. Pre-charged Length(ft/m)	25 (7.5)
Refrigerant Pre-charged Amount(oz/g)	63 (1.8)
Additional Charge of Refrigerant((oz/ft)/(g/r	0.32 (30)
Connection Method	Flared

Indoor Unit Dimension



Capacity	Body Code	Unit	W	D	H
6k~12k	B	mm	795	225	295
		inch	31-3/8	8-7/8	11-5/8
12k~18k	C	mm	965	239	319
		inch	38	9-3/8	12-1/2
24k~36k	D	mm	1140	275	370
		inch	44-7/8	10-7/8	14-1/2

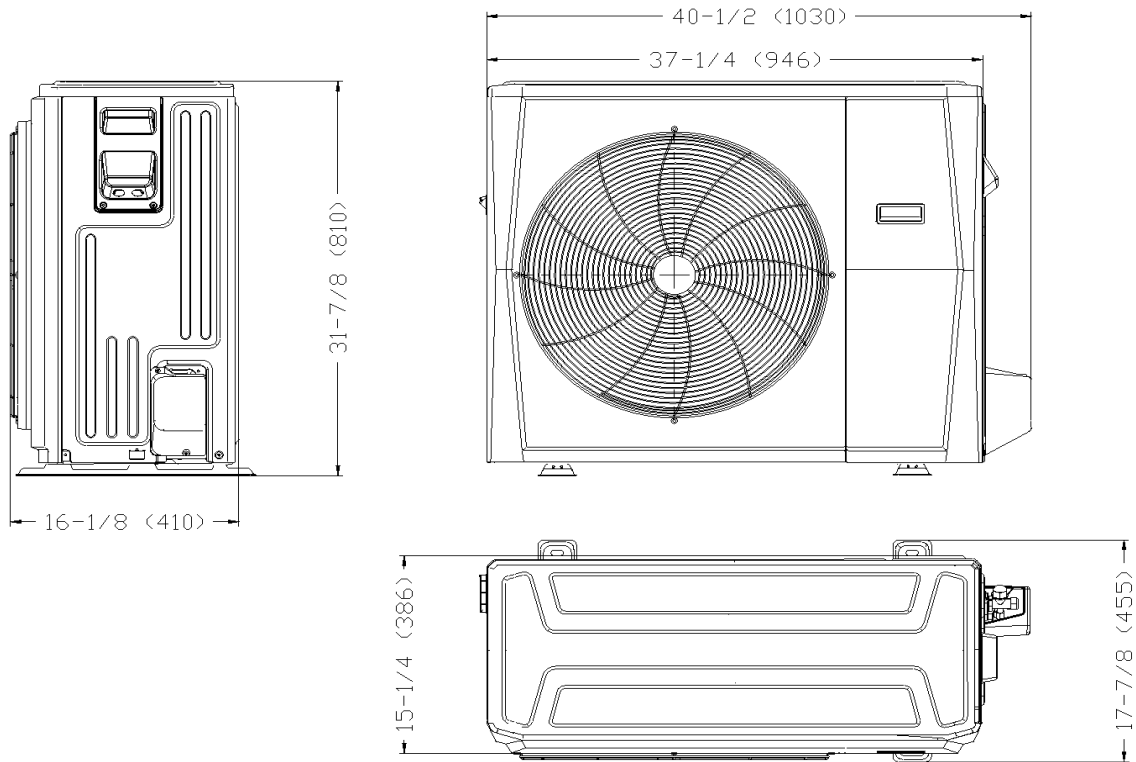
Installation Instruction



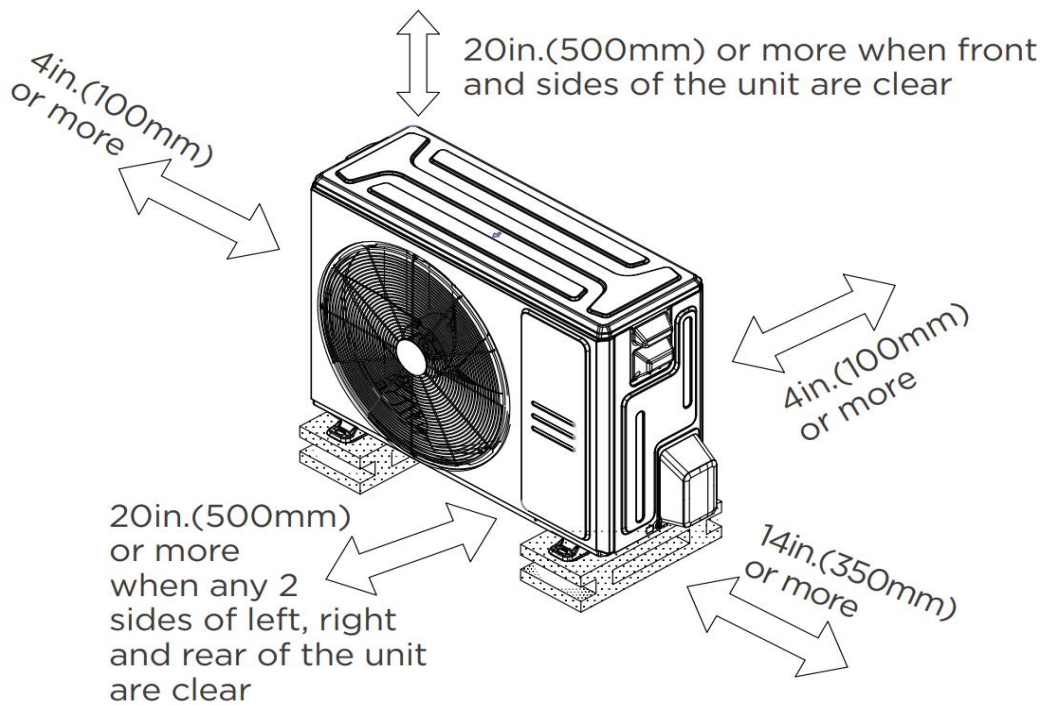
Select Installation Location

Outdoor Unit Dimension

Unit: inch (mm)



Installation Instruction



FEATURES

- Intelligent eye
- Easy maintenance design
- Indoor unit TU1 copper coil
- Humidity control
- 1~100% fan speed setting
- WiFi capability: through WiFi dongle or wired controller with built-in WiFi
- OTA(by using WiFi dongle)
- Multiple control options available:
 - Two way communication wired controller:120N(X6)
 - Two way communication wired controller with built-in WiFi:120N(X6W)
 - Infrared wired controller: 120L
 - Wireless remote controller
 - Third-Party 24V Thermostat*

*24V interface is required.