

R454b Refrigerant

SUBMITTAL DATA SHEET



Series Name: AG Entry Series
Model Number: MSGNS-H24B-2A/MO1B5-H24B-2A

High Wall Heat Pump System

Location:	Approval:
Engineer:	Date:
Submitted to:	Construction:
Submitted by:	Unit #:
Reference:	Drawing #:



INDOOR SPECIFICATION

Indoor Air Flow (Turbo/H/M/L/Si) (CFM)	730 / 547 / 400 / 330 / 330
Indoor Noise Level (Turbo/H/M/L/Si) (dBA)	54 / 46 / 41 / 28 / 22
Dimension (WxDxH)	inch 42-5/8 x 9-5/8 x 13-1/4
	mm 1083 x 244 x 336
Package (WxDxH)	inch 45-1/2 x 16-3/8 x 12-3/8
	mm 1155 x 415 x 315
Net/Gross Weight	lbs 31/40
	kg 13.9/18.0

OUTDOOR SPECIFICATION

Compressor Type	ROTARY
Compressor Model	KTM240D46UKT2
Refrigerant	R454B
Refrigerant Oil Charge(mL)	620
Refrigerant Oil	VG74
Outdoor Air Flow (Max) (CFM)	1,765
Outdoor Noise Level (dBA)	62
Dimension (WxDxH)	inch 35 x 13-1/2 x 26-1/2
	mm 890 x 342 x 673
Package (WxDxH)	inch 39-1/8 x 15-5/8 x 29-1/8
	mm 995 x 398 x 740
Net/Gross Weight	lbs 95/102
	kg 42.9/46.4

EFFICIENCY

Cooling		Heating	
SEER2	18.5	HSPF2-4	9
EER2	9.6	COP	3.22

PERFORMANCE of Cooling

Cooling (Btu/hr)	
Rated Capacity	24,000
Min/Max Capacity	6,200~24,700
Moisture Removal(L/h)	3.0
Standard Operating Range(*F/*C)	-13~122 (-25 ~ 50)
Conditions:	Indoor: 80°F DB/67°F WB Outdoor: 95°F DB/75°F WB

PERFORMANCE of Heating

Heating (Btu/hr)	
1. @ 47°F Rated	24,000
1. @ 47°F Min/Max Capacity	11,900~27,200
2. @ 17°F Rated	17,200
3. @ 5°F Rated: Capacity / COP	17,000 / 2.11
3. @ 5°F Max: Capacity	17,000
Standard Operating Range(*F/*C)	-13~75 (-25 ~ 24)
1. Conditions:	Indoor: 70°F DB/60°F WB Outdoor: 47°F DB/43°F WB
2. Conditions:	Indoor: 70°F DB/60°F WB Outdoor: 17°F DB/15°F WB
3. Conditions:	Indoor: 70°F DB/60°F WB Outdoor: 5°F DB/5°F WB

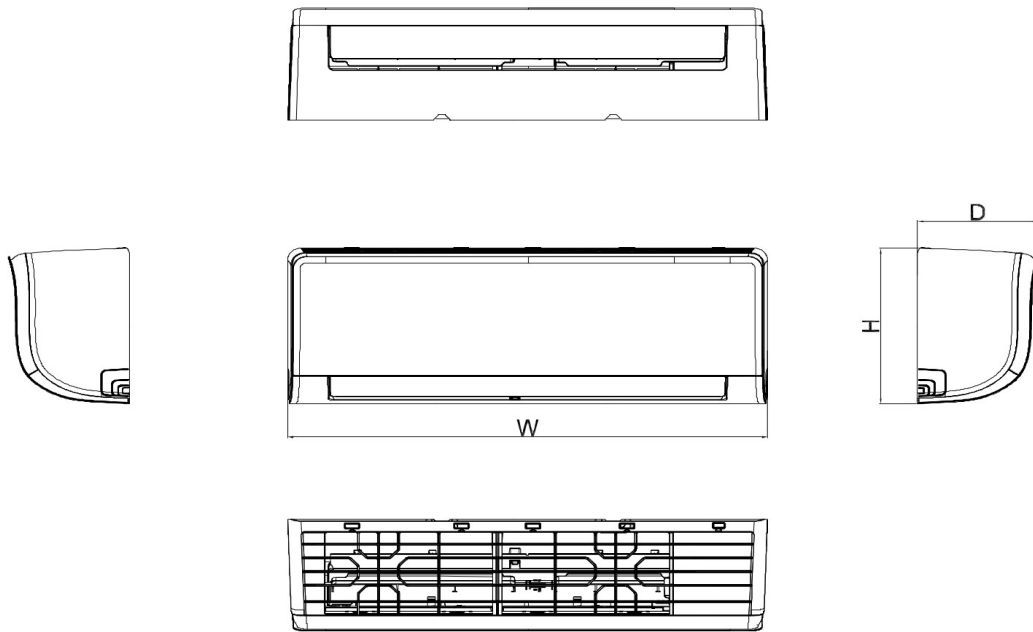
ELECTRICAL

Power Supply	208/230V,60Hz,1Ph
System MCA	19
Connection Wiring	AWG 14/4
System MOCP	20.0
Compressor RLA	13.8
Outdoor Fan Motor RLA	0.8
Outdoor Fan Motor W	80
Indoor Fan Motor RLA	0.6
Indoor Fan Motor W	58
System Power Input @ Cooling (W)	2474 (290 ~ 2,630)
System Power Input @ Heating (W)	2184 (970 ~2,770)
MCA: Min. circuit amps (A)	MOCP: Max. over current protection (A)
RLA: Rated load amps (A)	W: Fan motor rated output (W)

PIPING

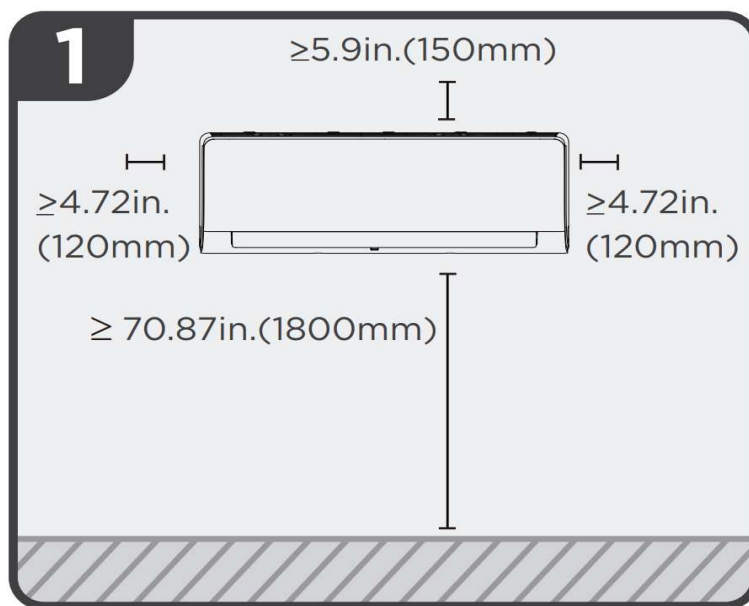
Throttle type(Indoor)	N/A
Throttle type(Outdoor)	Throttle valve
Liquid Size	3/8" (9.52mm)
Gas Size	5/8" (15.9mm)
Max. Piping Length(ft/m)	164 (50)
Max. Height Difference(ft/m)	82 (25)
Max. Pre-charged Length(ft/m)	25 (7.5)
Refrigerant Pre-charged Amount(oz/g)	54 (1.52)
Additional Charge of Refrigerant((oz/ft)/(g/r	0.32 (30)
Connection Method	Flared

Indoor Unit Dimension



Capacity	Body Code	Unit	W	D	H
9k	A	mm	726	210	291
		inch	28-5/8	8-1/4	11-1/2
12k	B	mm	835	208	295
		inch	32-7/8	8-1/4	11-5/8
18k	C	mm	969	241	320
		inch	38-1/8	9-1/2	12-5/8
24k	D	mm	1083	244	336
		inch	42-5/8	9-5/8	13-1/4
30k-36k	F	mm	1259	283	362
		inch	49-5/8	11-1/8	14-1/4

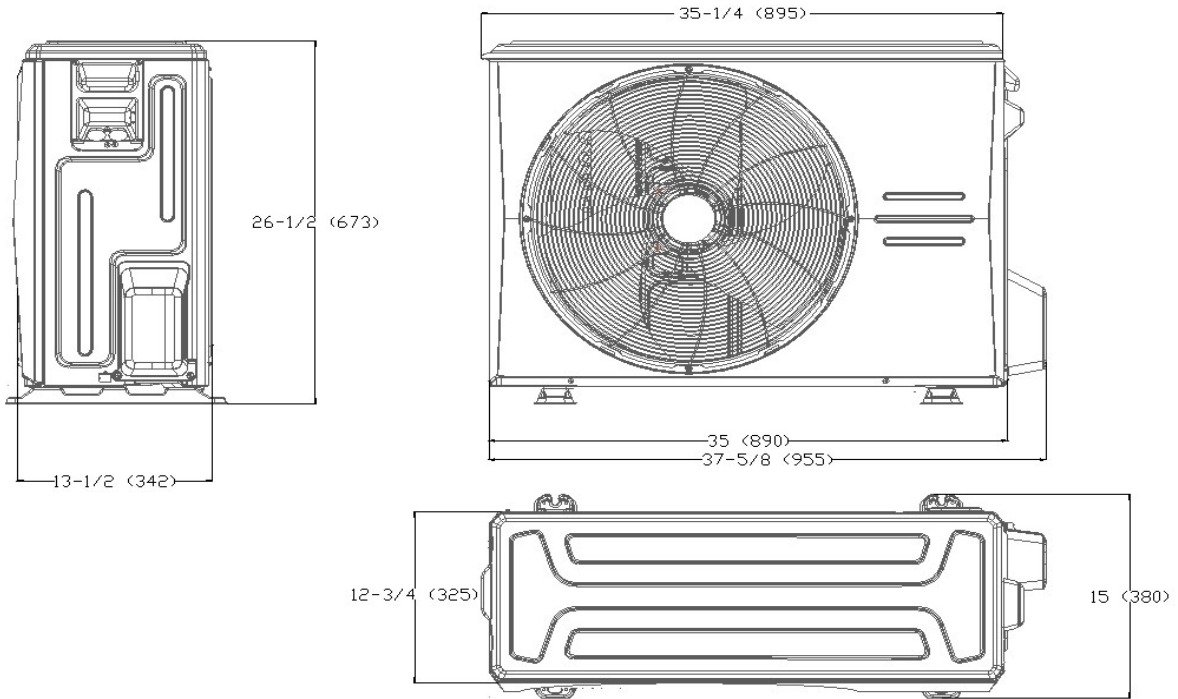
Installation Instruction



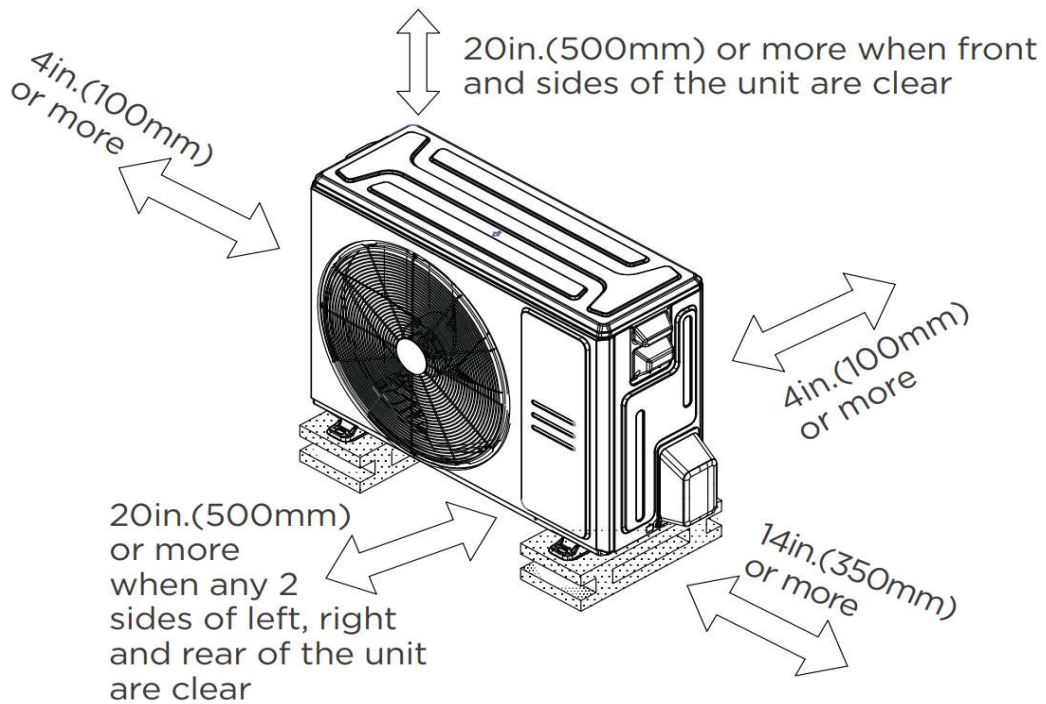
Select Installation Location

Outdoor Unit Dimension

Unit: inch (mm)



Installation Instruction



FEATURES

- Indoor unit TU1 copper coil
- Humidity control
- 1~100% fan speed setting
- WiFi capability: through WiFi dongle or wired controller with built-in WiFi
- OTA(by using WiFi dongle)
- Multiple control options available:
 - Two way communication wired controller:120N(X6)
 - Two way communication wired controller with built-in WiFi:120N(X6W)
 - Infrared wired controller: 120L
 - Wireless remote controller
 - Third-Party 24V Thermostat*

*24V interface is required.