

# R454b Refrigerant

# SUBMITTAL DATA SHEET



Series Name: Extreme Heat AHU Series  
Model Number: MAUHE-H60B-2A/MO1HE-H60B-2A

### Air Handler Heat Pump System

Location:	Approval:
Engineer:	Date:
Submitted to:	Construction:
Submitted by:	Unit #:
Reference:	Drawing #:



### INDOOR SPECIFICATION

ESP(in.W.G)	0-0.8	
Indoor Air Flow (Turbo/H/ML/Si) (CFM)	1807 / 1583 / 1360 / 1136 / 1136	
Indoor Noise Level (Turbo/H/ML/Si) (dBA)	54.5 / 52 / 49.5 / 34.5 / 34.5	
Dimension (WxDxH)	inch	24-1/2 x 21 x 53
	mm	622 x 534 x 1346
Package (WxDxH)	inch	26-3/4 x 27-15/16 x 56-1/2
	mm	680 x 710 x 1435
Net/Gross Weight	lbs	163 / 191
	kg	73.9 / 86.6

### OUTDOOR SPECIFICATION

Compressor Type	TWIN-ROTARY	
Compressor Model	ETPQ480D66UMU1	
Refrigerant	R454B	
Refrigerant Oil Charge(mL)	1,300	
Refrigerant Oil	VG75	
Outdoor Air Flow (Max) (CFM)	2,649	
Outdoor Noise Level (dBA)	65	
Dimension (WxDxH)	inch	37-1/2 x 16-3/8 x 52-1/2
	mm	952 x 416 x 1333
Package (WxDxH)	inch	43-1/8 x 19-1/2 x 58-1/4
	mm	1095 x 495 x 1480
Net/Gross Weight	lbs	243 /275
	kg	110.2 / 124.8

### EFFICIENCY

Cooling		Heating	
SEER2	16.0	HSPF2-4	9.0
EER2	10.0	COP	3.10

### PERFORMANCE of Cooling

Cooling (Btu/hr)	
Rated Capacity	54,000
Min/Max Capacity	11,400 ~ 56,300
Moisture Removal(L/h)	5.87
Standard Operating Range(*F/*C)	-22~122 (-30 ~ 50)
Rated Cooling Conditions:	Indoor: 80°F DB/67°F WB Outdoor: 95°F DB/75°F WB

### PERFORMANCE of Heating

Heating (Btu/hr)	
1. @ 47°F Rated	56,000
2. @ 47°F Min/Max Capacity	8,100 ~ 64,500
3. @ 17°F Rated	45,000
4. @ 5°F Rated: Capacity / COP	52,000/1.8
5. @ 5°F Max: Capacity	52,000
Standard Operating Range(*F/*C)	-22~75 (-30 ~ 24)
1. Rated Heating Conditions:	Indoor: 70°F DB/60°F WB Outdoor: 47°F DB/43°F WB
2. Rated Heating Conditions:	Indoor: 70°F DB/60°F WB Outdoor: 17°F DB/15°F WB
3. Heating Conditions, Compressor Operating at Max. Frequency	Indoor: 70°F DB/60°F WB Outdoor: 5°F DB/5°F WB

### ELECTRICAL

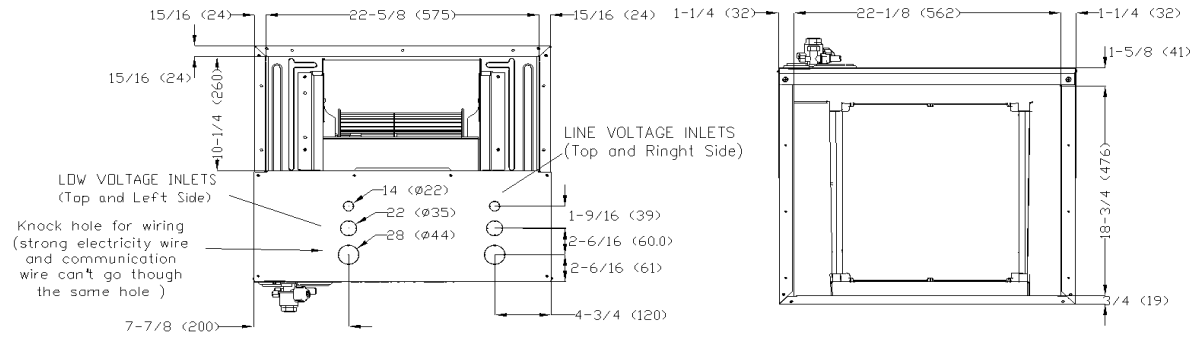
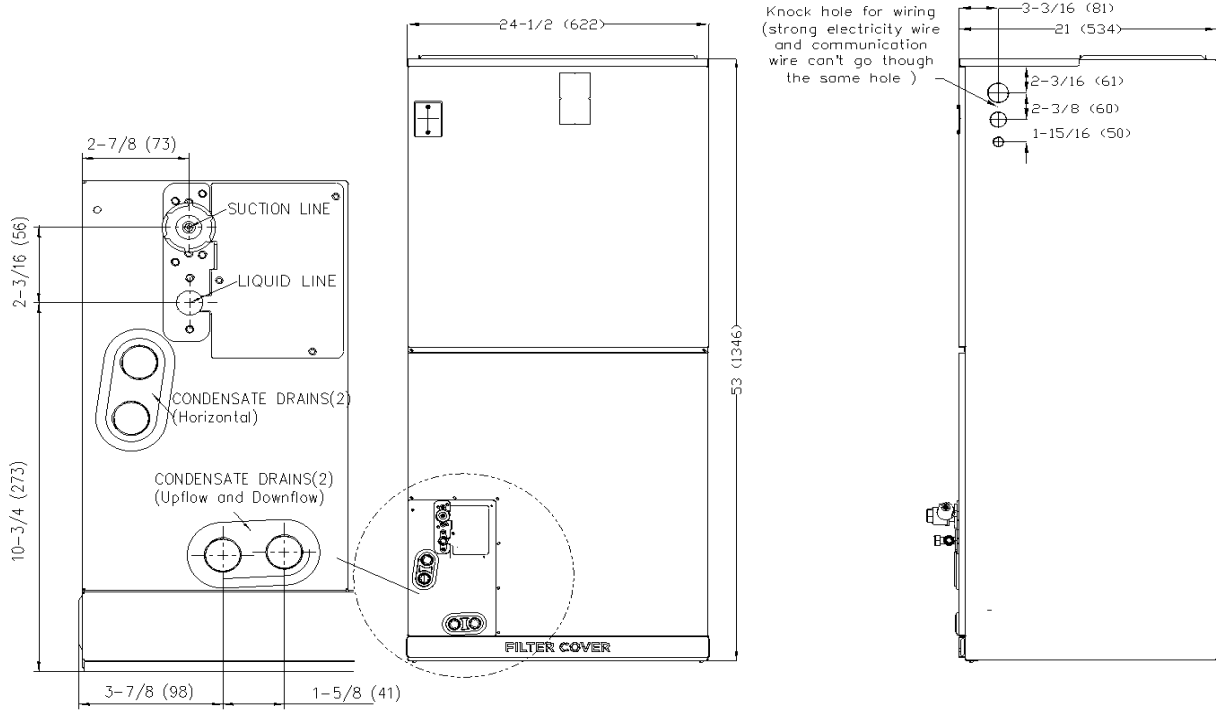
Indoor Power Supply	115/208/230V,60Hz,1Ph
Indoor MCA 115V/(208/230V)	14.5/11.0
Indoor MOP	15.0
Outdoor Power Supply	208/230V,60Hz,1Ph
Outdoor MCA	40.0
Outdoor MOP	40.0
Communication Wiring	AWG 20/2
Compressor RLA	31.0
Outdoor Fan Motor RLA	1.2
Outdoor Fan Motor W	85
Indoor Fan Motor RLA	8.3
Indoor Fan Motor W	750
System Power Input @ Cooling (W)	5,400 (1,540 ~ 6,430)
System Power Input @ Heating (W)	5,300 (725 ~ 5,970)
MCA: Min. circuit amps (A)	MOCP: Max. over current protection (A)
RLA: Rated load amps (A)	W: Fan motor rated output (W)

### PIPING

Throttle type(Indoor)	EXV
Throttle type(Outdoor)	EXV
Liquid Size	3/8" (9.52mm)
Gas Size	3/4" (19mm)
Max. Piping Length(ft/m)	246 (75)
Max. Height Difference(ft/m)	98 (30)
Max. Pre-charged Length(ft/m)	25 (7.5)
Refrigerant Pre-charged Amount(oz/kg)	183 (5.2)
Additional Charge of Refrigerant(oz/ft)/(g/m)	0.7 (65)
Connection Method	Flared

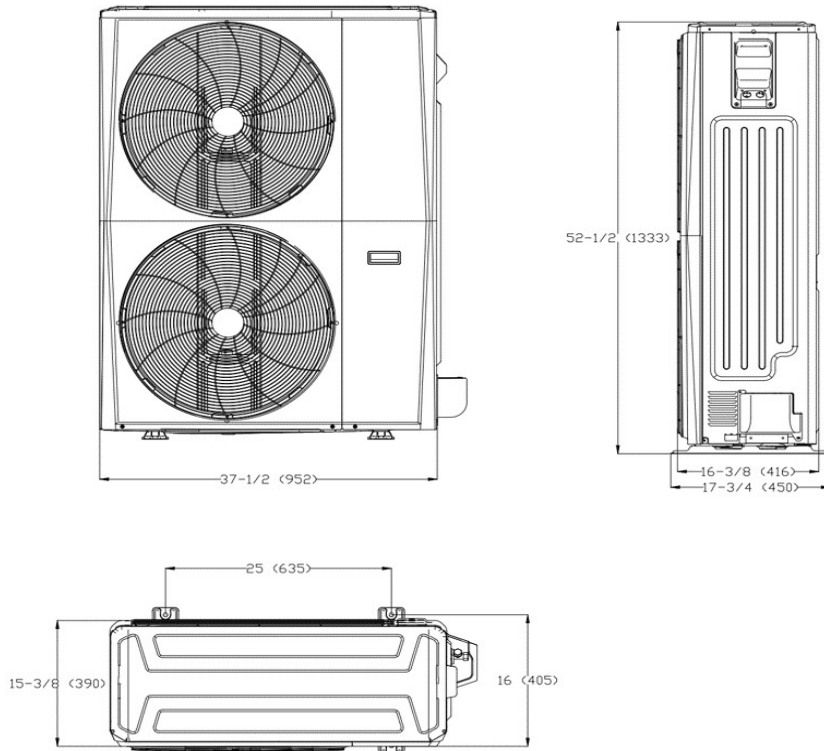
Indoor Unit Dimension

Unit:inch(mm)

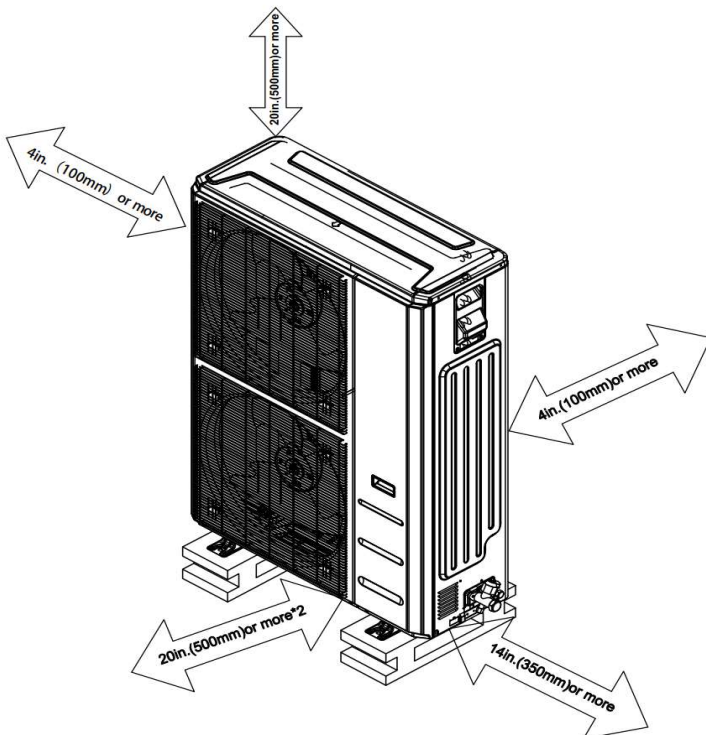


## Outdoor Unit Dimension

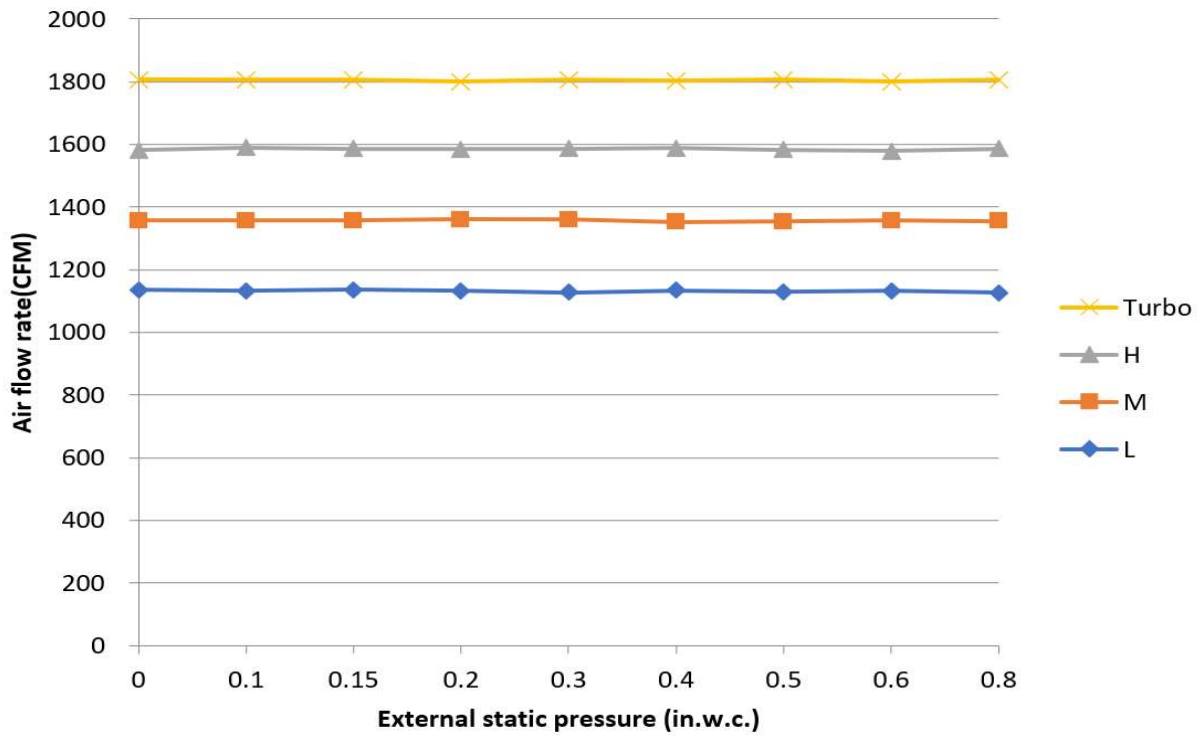
Unit:inch(mm)



## Installation Instruction For Outdoor Unit



### Fan Performance For Indoor Unit



### Features

- Multi-position installation: horizontal(left or right), vertical( up or down)
- Aluminum Coil
- Constant Air Flow system: Up to 0.80 In.W.G
- 1 inch R-4.2 fiberglass insulation reduces condensation and boosts efficiency(optional)
- Optional Auxiliary heat kit up to 25kW
- Easy Maintenance
- Multiple control options available:
  - Two-way communication wired controller:120N(X6)
  - Two-way communication wired controller with built-in Wi-Fi: 120N (X6W)
  - Wireless remote controller
  - Third-Party 24V Thermostat
- Adaptive Control System
- High efficiency up to 19 SEER2, 12.5 EER2, 10.3 HSPF2
- 100% heating output at -4°F\*
- Base pan heater and crankcase heater are equipped as standard

\* When MAUHE-H36B-2A is paired with MO1SE-H36B-2A, its rated heating capacity at -4°F is 100%